

Pikes Peak Habitat for Humanity

January 2020

Current Profit and Loss Highlights

Current Net Income (Loss)	\$	(297,688)
YTD Income (Loss)	\$	226,081

Board of Directors Dashboard

Board Recommendation from the Finance Committee



2/24/20: That the Executive Director be authorized to disburse up to the land cost of \$1,040,000 for the purchase of land for ReStore 2

Finance Committee Notes

→ Current net income (loss) is due to the four (4) home closings in January

Current Fund Balance

Upcoming Major Disbursements

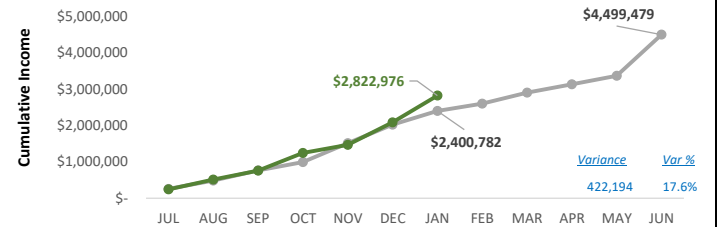
Operations	\$	1,264,858	43%
Short Term	\$	636,165	37%
Long Term	\$	1,484,921	20%
Total	\$	3,385,944	

Location	Feb-20	Aug-20	Sep-20
ReStore 2		1015K	
Sand Creek			750K
Total		1015K	750K

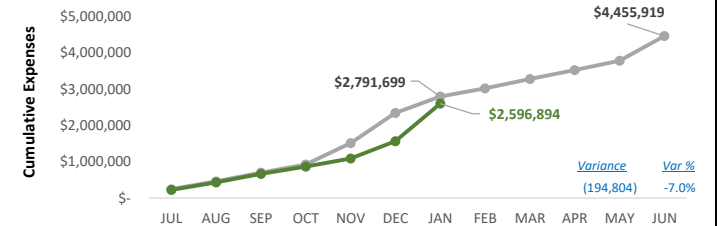
→ Operations Target is 3-months of operating expenses [\$760,733] or 15%, whichever is greater.

→ Operations amount excludes homeowner escrow bank account.

PPHFH YTD Income Performance



PPHFH YTD Expense Performance



Development

Current Donation Performance

FY 2020	Actual	Budget	Variance	Var %
Individuals	\$ 24,184	\$ 22,250	\$ 1,934	9%
Corps	\$ 1,077	\$ 500	\$ 577	115%
Grants	\$ 4,167	\$ 9,200	\$ (5,033)	-55%
Other	\$ 1,500	\$ 3,000	\$ (1,500)	-50%
Bequest	\$ -	\$ -	\$ -	0%
Total	\$ 30,927	\$ 34,950	\$ (4,023)	-12%
Jan FY19	\$ 37,511	\$ 77,750	\$ (40,239)	-52%
Jan FY18	\$ 21,020	\$ 31,750	\$ (10,730)	-34%

YTD Donation Performance

Actual	Budget	Variance	Var %
\$ 193,884	\$ 166,750	\$ 27,134	16%
\$ 42,749	\$ 110,500	\$ (67,751)	-61%
\$ 43,186	\$ 73,000	\$ (29,814)	-41%
\$ 20,782	\$ 15,000	\$ 5,782	39%
\$ 1,000	\$ -	\$ 1,000	0%
\$ 301,601	\$ 365,250	\$ (63,649)	-17%
\$ 295,583	\$ 352,250	\$ (56,667)	-16%
\$ 345,996	\$ 545,155	\$ (199,159)	-37%

ReStore

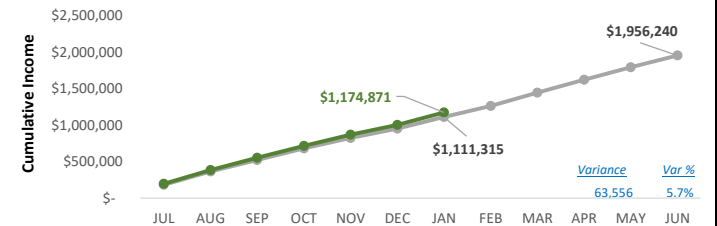
Monthly Donations

Type	\$	#	Avg
Drop Offs	\$ 94,819	1454	\$ 65
Pick Ups	\$ 74,539	183	\$ 407

Top 5 Sales Categories

Class	Total	Qty	Avg
Furniture	\$ 26,640	1328	\$ 20
Cabinets	\$ 22,012	844	\$ 26
Lighting	\$ 14,785	2924	\$ 5
Doors	\$ 12,536	424	\$ 30
Plumbing	\$ 10,643	1109	\$ 10
All Class Total	\$ 170,215	32359	\$ 5

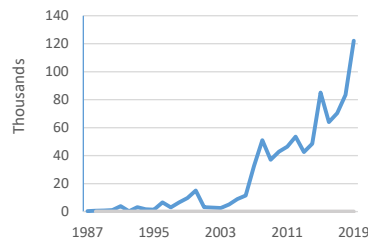
ReStore YTD Income Performance



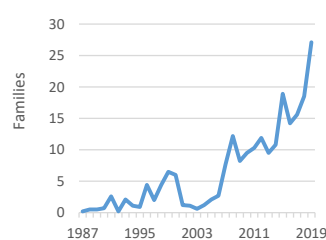
Affiliate Tithe Impact

Q2	Year	Amount	Fam Srv'd
	2020-CY	46,309	10.3
10-Year Tithe History	2019	122,125	27.1
	2018	83,378	18.5
	2017	70,310	15.6
	2016	64,000	14.2
	2015	85,025	18.9
	2014	48,484	10.8
	2013	42,597	9.5
	2012	53,581	11.9
	2011	46,471	10.3
	30-Yr Total		\$867,516

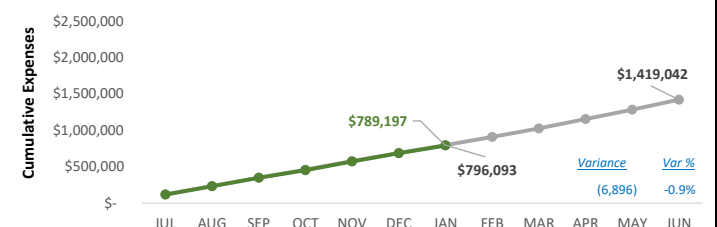
PPHFH Tithe History



Int'l Families Served



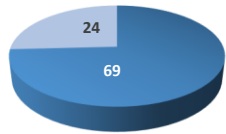
ReStore YTD Expense Performance



Homeowner Services

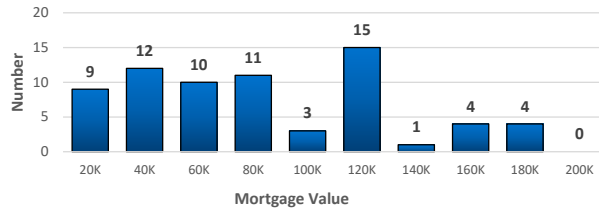
Active Mortgages

93 Loans Serviced



■ PPHF ■ Other

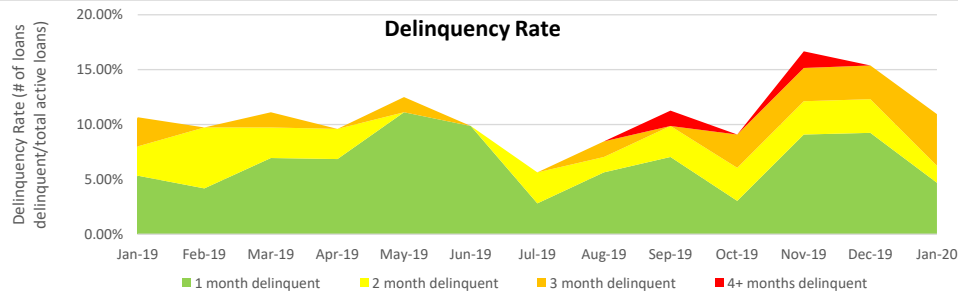
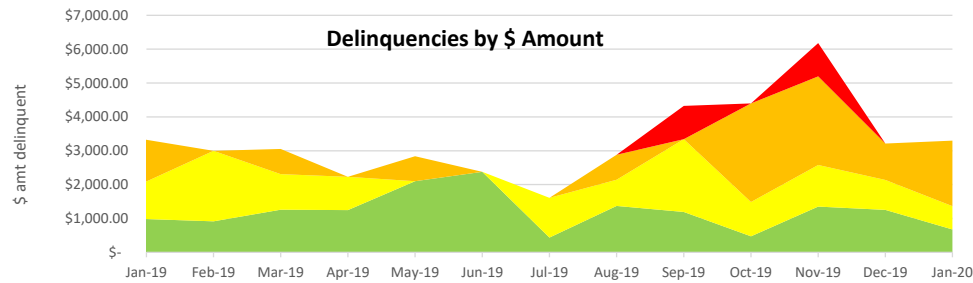
69 Active PPHF Mortgages



Delinquency Report

- ▲ Healthy
- ▲ Needs
- ▲ Major Problem

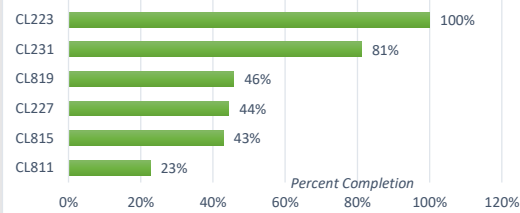
MONTHS DELINQUENT	# Loans	\$Amt	% portfolio at risk
Less than 1 month behind	3	\$ 225.22	4.69%
<i>Last month</i>	1	\$ 70.40	1.54%
1 month behind	3	\$ 678.16	4.69%
2 months behind	1	\$ 682.78	1.56%
3 months behind	3	\$ 1,938.34	4.69%
4+ months behind	0	\$ -	0.00%
Total	7	\$ 3,299.28	10.94%
<i>Last month</i>	10	\$ 3,216.14	15.63%
<i>December 2018</i>	8	\$ 3,323.89	10.67%



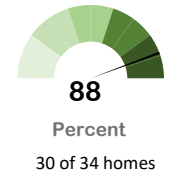
Construction

Active Building Progress

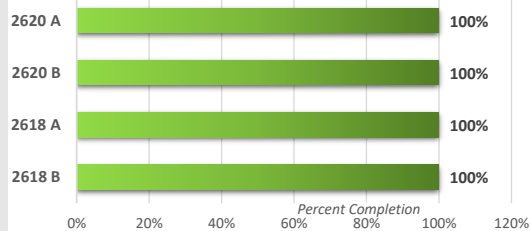
Country Living - Build Phase




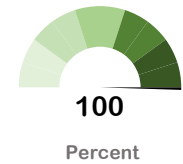
Country Living



Dale Street - Build Complete



Dale Street



Future Site Plan

Micah's View



3 homes

Sand Creek



30 homes

Jacob's Run



6 homes

Coming Soon!

- Recycle Home
- Critical Home Repair Prog