

Pikes Peak Habitat for Humanity Dashboard

December 2019

Current Profit and Loss Highlights

Current Net Income (Loss)	\$ 139,545
YTD Income (Loss)	\$ 523,769

Finance Committee Highlights

- Met the 2-year investment goal established in 2017, at the inception of long term asset acquisition, to cover the cost of a home
- Created Ad Hoc committee to determine financial options for ReStore 2 to present to the Board of Directors

Balance Sheet Summary

ASSETS	
Current Assets	
Checking/Savings	\$ 1,743,674
Investments/Securities	1,634,682
Accounts Receivable	269,828
Other Current Assets	1,488,037
Total Current Assets	\$ 5,136,222
Fixed Assets	\$ 1,484,700
Other Assets	2,184,961
TOTAL ASSETS	\$ 8,805,883
LIABILITIES & EQUITY	
Liabilities	
Total Current Liab	\$ 359,421
Long Term Liabili	1,321,221
Total Liabilities	\$ 1,680,642
Equity	7,125,241
TOTAL LIABILITIES & EQUITY	\$ 8,805,883

Current Fund Balance

December	\$ 3,246,944
Operations	\$ 1,106,504 43%
Short Term	\$ 663,614 37%
Long Term	\$ 1,476,827 20%
Upcoming	\$ 1,765,000 →

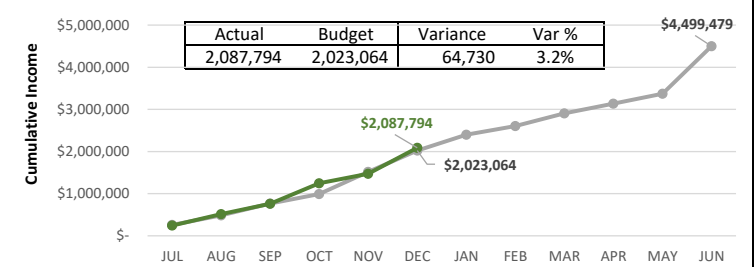
Upcoming Major Disbursements

Location	Jan-20	Jun-20	Sep-20
HO Buy Back	50K		
ReStore 2	25K		
ReStore 2		1015K	
Sand Creek			750K

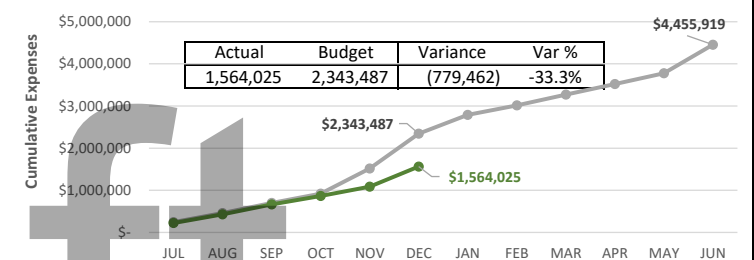
- Operations Target is 3-months of operating expenses [\$760,733] or 15%, whichever is greater.
- Operations amount excludes homeowner escrow bank account.



PPHFH YTD Income Performance

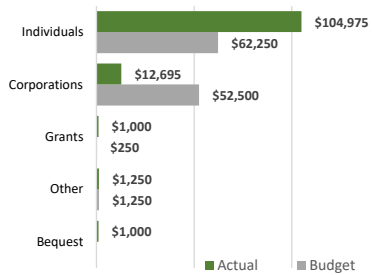


PPHFH YTD Expense Performance

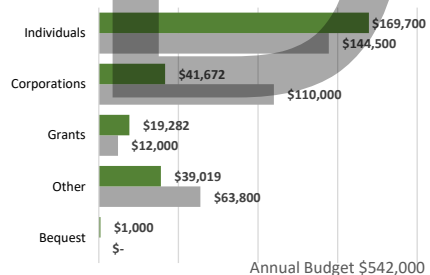


Development

Current Donations



YTD Donations



ReStore

Top 5 Drop Off's

Zip	\$	# DOs	Avg
80906	\$ 7,612	131	\$ 58
80917	\$ 5,141	40	\$ 129
80915	\$ 4,605	24	\$ 192
80919	\$ 4,464	74	\$ 60
80908	\$ 3,745	44	\$ 85
Total All Zips	\$ 88,481	1169	\$ 76

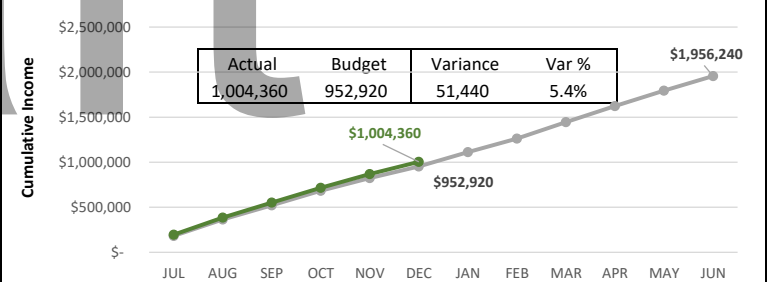
Top 5 Pick-up's

Zip	\$	# PUs	Avg
80909	\$ 9,030	10	\$ 903
80907	\$ 5,240	5	\$ 1,048
80920	\$ 5,230	13	\$ 402
80916	\$ 4,380	5	\$ 876
80906	\$ 3,530	12	\$ 294
Total All Zips	\$ 50,539	142	\$ 356

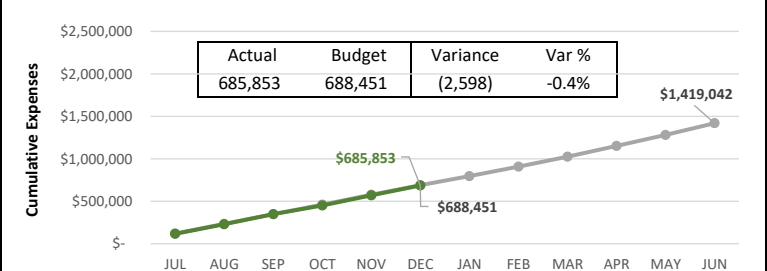
Top 5 Sales by Class

Class	Total	Qty	Avg
Furniture	\$ 17,169	907	\$ 19
Cabinets	\$ 15,689	483	\$ 32
Lighting	\$ 11,691	2050	\$ 6
Plumbing	\$ 11,691	2050	\$ 6
Doors	\$ 11,372	308	\$ 37

ReStore YTD Income Performance

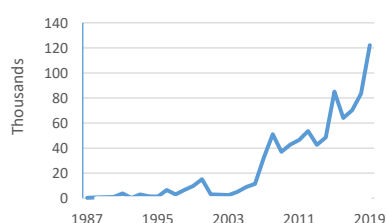


ReStore YTD Expense Performance

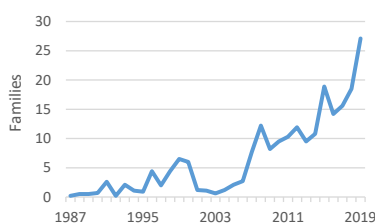


Affiliate Tithe Impact

PPHFH Tithe History



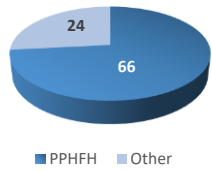
Int'l Families Served



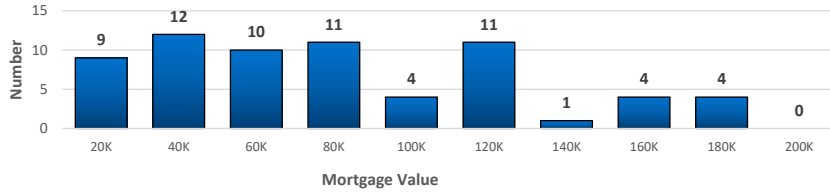
Homeowner Services

Active Mortgages

90 Loans Serviced



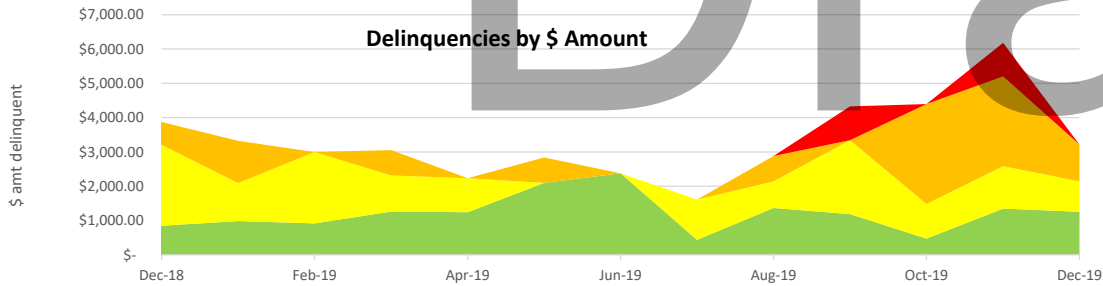
66 Active PPHF Mortgages



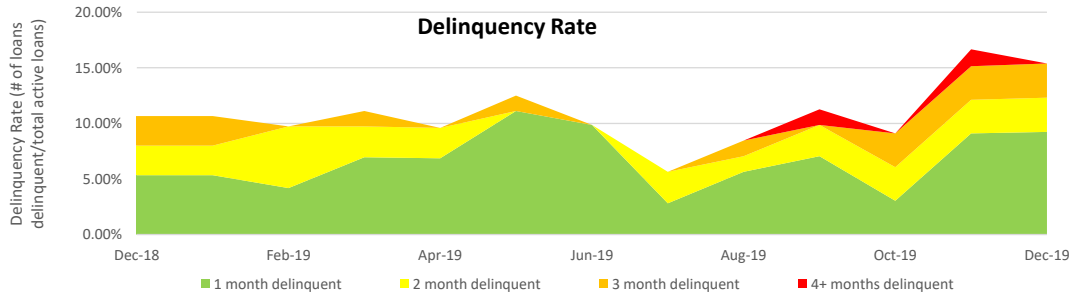
Delinquency Report

	MONTHS DELINQUENT	# Loans	\$Amt	% portfolio at risk
Healthy	Less than 1 month behind	1	70.40	2%
	Last month	1	70.68	2%
Needs Attention	1 month behind	6	1,254.57	9%
	2 months behind	2	886.45	3%
	3 months behind	2	1,075.12	3%
	4+ months behind	0	-	0%
Major Problem	Total	10	3,216.14	15%
	Last month	11	6,183.52	17%
	December 2018	9	3,869.95	11%

Delinquencies by \$ Amount

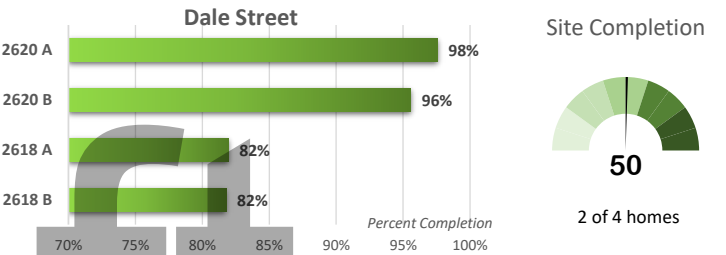
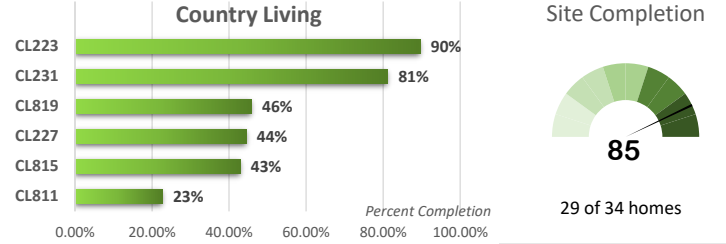


Delinquency Rate



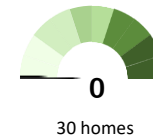
Construction

Active Building Progress

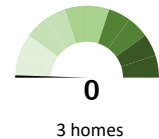


Future Site Plan

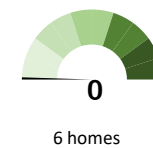
Sand Creek



Micah's View



Jacob's Run



Coming Soon!

- Recycle Home
- Critical Home Repair Prog