

Pikes Peak Habitat for Humanity

June 2020

Current Profit and Loss Highlights

Current Net Income (Loss)	\$	(10,306)
YTD Income (Loss)	\$	492,245

Board of Directors Dashboard

Balance Sheet Summary

ASSETS			
Current Assets			
Checking/Savings	\$	2,312,446	
Investments/Securities		1,309,269	
Accounts Receivable		62,568	
Other Current Assets		967,805	
Total Current Assets	\$	4,652,088	
Fixed Assets	\$	1,503,899	
Other Assets		2,496,930	
TOTAL ASSETS	\$	8,652,917	
LIABILITIES & EQUITY			
Liabilities			
Total Current Liabilities	\$	303,904	
Long Term Liabilities		1,255,297	
Total Liabilities	\$	1,559,201	
Total Equity		7,093,716	
TOTAL LIABILITIES & EQUITY	\$	8,652,917	

Board Recommendation(s) from the Finance Committee

- ➡ Approve ReStore 2 construction budget for \$3.5M
- ➡ Approve ReStore 2 land purchase for \$1.04M

Finance Committee Notes

- Individual giving remains solid and investment accounts continue to be strong
- Current Net Income (Loss) is due to year end entries and adjustments
- Given the unique challenges of FY20, PPHFH had a robust year

Current Fund Balance

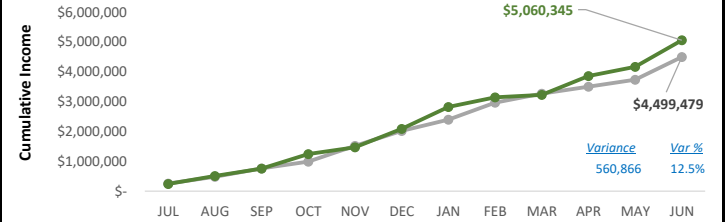
Operations	\$	1,791,565	50%
Short Term	\$	509,779	14%
Long Term	\$	1,309,269	36%
Total	\$	3,610,613	

Upcoming Major Disbursements

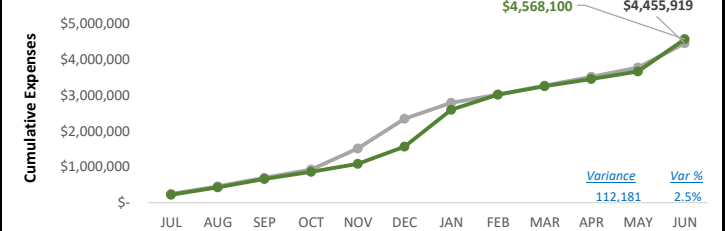
Item	June	Aug-20	Sep-20
ReStore 2		\$1.026M	
Sand Creek			\$750K
Total		\$1.026M	\$750K

- Operations Target is 3-months of operating expenses [\$760,733] or 15%, whichever is greater.
- Operations amount excludes homeowner escrow bank account.

PPHFH YTD Income Performance



PPHFH YTD Expense Performance



Development

Current Donation Performance

FY 2020	Actual	Budget	Variance	Var %
Individuals	\$ 15,187	\$ 8,250	\$ 6,937	84%
Corps	\$ 84,181	\$ 120,500	\$ (36,319)	-30%
Grants	\$ 9,000	\$ 24,200	\$ (15,200)	-63%
Other	\$ 8,501	\$ 16,500	\$ (7,999)	-48%
Bequest	\$ -	\$ -	\$ -	0%
Total	\$ 116,869	\$ 169,450	\$ (52,581)	-31%
Jun FY19	\$ 113,406	\$ 380,000	\$ (266,594)	-70%
Jun FY18	\$ 112,142	\$ 52,050	\$ 60,092	115%

YTD Donation Performance

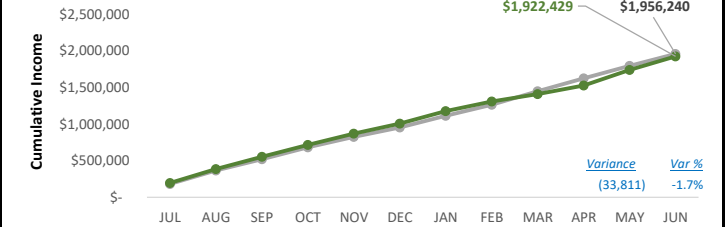
Actual	Budget	Variance	Var %	
\$ 251,302	\$ 225,000	\$ 26,302	12%	
\$ 138,615	\$ 278,000	\$ (139,385)	-50%	
\$ 517,769	\$ 500,500	\$ 17,269	3%	
\$ 40,900	\$ 39,000	\$ 1,900	5%	
\$ 1,000	\$ -	\$ 1,000	0%	
\$ 949,586	\$ 1,042,500	\$ (92,914)	-9%	
Jun FY19	\$ 597,642	\$ 865,000	\$ (267,358)	-31%
Jun FY18	\$ 610,960	\$ 771,105	\$ (160,145)	-21%

ReStore

Monthly Donations

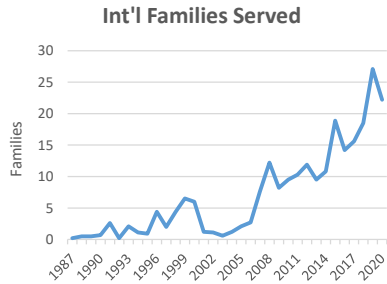
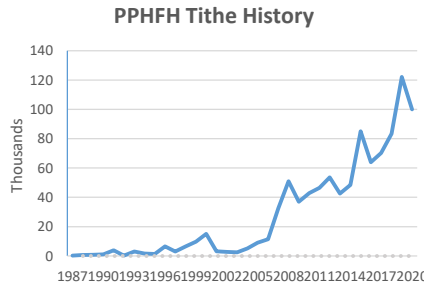
Type	\$	#	Avg
Drop Offs	\$ 106,697	2146	\$ 50
Pick Ups	\$ 62,765	173	\$ 363
Top 5 Sales Categories			
Class	Total	Qty	Avg
Furniture	\$ 35,397	1748	\$ 20
Cabinets	\$ 19,141	572	\$ 33
Outdoor	\$ 15,789	4000	\$ 4
Tools	\$ 15,210	4466	\$ 3
Lighting	\$ 14,909	3081	\$ 5
All Class Total	\$ 197,124	37,299	\$ 5

ReStore YTD Income Performance

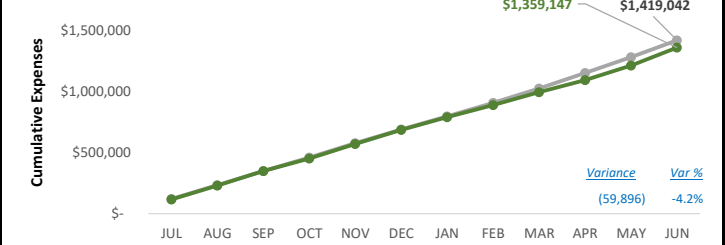


Affiliate Tithe Impact

Q4	Year	Amount	Fam Srv'd
	2020-CY	100,000	22.2
10-Year Tithe History	2019	122,125	27.1
	2018	83,378	18.5
	2017	70,310	15.6
	2016	64,000	14.2
	2015	85,025	18.9
	2014	48,484	10.8
	2013	42,597	9.5
	2012	53,581	11.9
	2011	46,471	10.3
	30-Yr Total	\$ 967,516	237.6



ReStore YTD Expense Performance

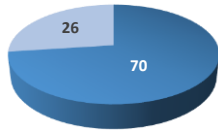


Homeowner Services

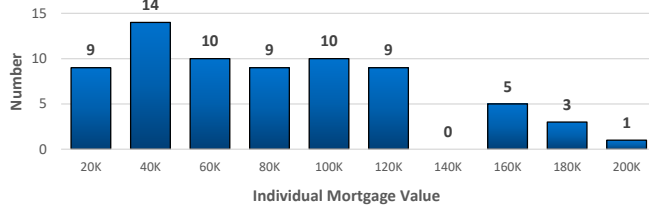
Active Mortgages

Total Portfolio Value \$5,010,013

96 Loans Serviced



70 Active PPHFH Mortgages

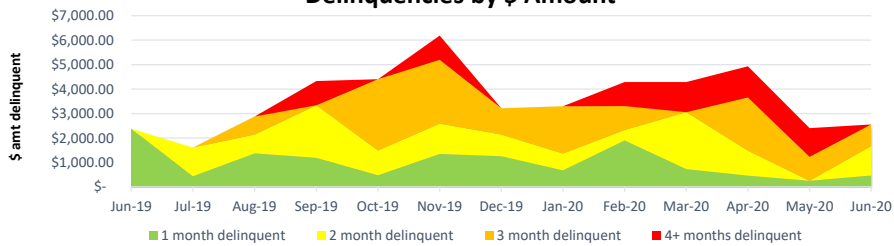


Delinquency Report

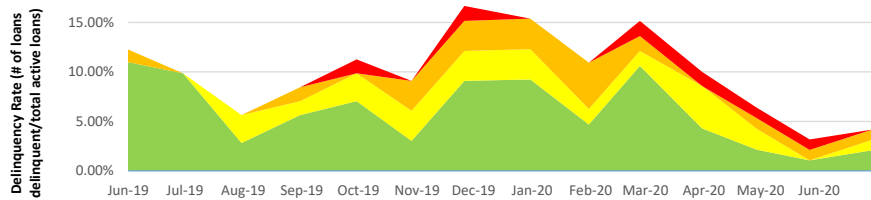
- ▲ Healthy
- ▲ Needs Attention
- ▲ Major Problem

MONTHS DELINQUENT	# Loans	\$Amt	% portfolio at risk
Less than 1 month behind	0	\$ -	0.00%
<i>Last month</i>	1	\$ 473.33	1.04%
1 month behind	2	\$ 468.30	2.08%
2 months behind	1	\$ 1,198.33	1.04%
3 months behind	1	\$ 881.23	1.04%
4+ months behind	0	\$ -	0.00%
Total	4	\$ 2,547.86	4.17% ▲
<i>Last month</i>	3	\$ 2,404.21	3.13%
<i>June 2019</i>	7	\$ 2,378.61	9.86%

Delinquencies by \$ Amount



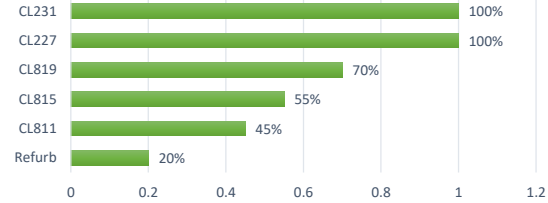
Delinquency Rate



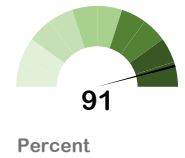
Construction

Active Building Progress


Country Living - Build Phase



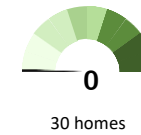
Country Living



Future Site Plan

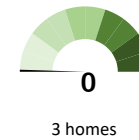


Sand Creek

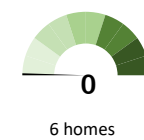


Pre-Construction Building Sites

Micah's View



Jacob's Run



Repair Program

Repair Category	Applications Under Review
Critical Home Repair	5
Home Preservation	7
Next Steps....	
→ Homeowner Applicant Selection	
→ Target - 3 per repair category	