

Pikes Peak Habitat for Humanity

August 2020

Current Profit and Loss Highlights	
Current Net Income (Loss)	\$ 144,422
YTD Income (Loss)	\$ 198,606

Board of Directors Dashboard

Balance Sheet Summary	
ASSETS	
Current Assets	
Checking/Savings	\$ 1,368,743
Investments/Securities	1,228,003
Accounts Receivable	84,336
Other Current Assets	1,062,974
Total Current Assets	\$ 3,744,056
Fixed Assets	\$ 2,631,239
Other Assets	2,479,677
TOTAL ASSETS	\$ 8,854,972
LIABILITIES & EQUITY	
Liabilities	
Total Current Liabilities	\$ 308,909
Long Term Liabilities	1,253,213
Total Liabilities	\$ 1,562,123
Total Equity	7,292,849
TOTAL LIABILITIES & EQUITY	\$ 8,854,972

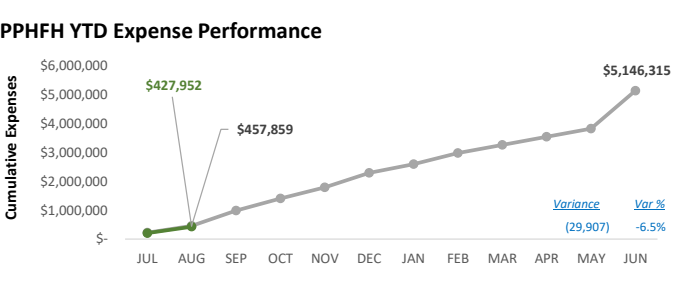
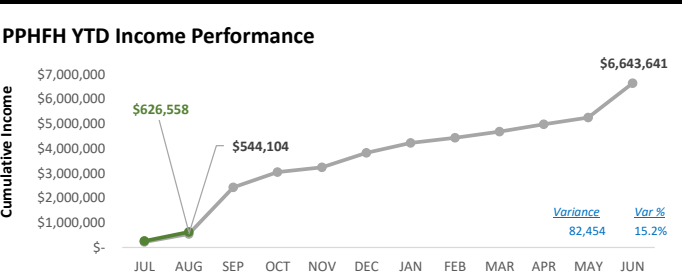
Finance Committee Notes

- PPHFH has had another positive month to start off the fiscal year
- Current net income is due to ReStore exceeding budget, the investment account having another positive month, and expenses staying under budget
- Cash decreased due to the ReStore Northeast land purchase.

Current Fund Balance		Upcoming Major Disbursements			
		Item	Aug-20	Sep-20	Oct-20
Operations	\$ 802,386	RS NE Land	\$1.026M		
Short Term	\$ 509,837	Sand Creek		\$750K	
Long Term	\$ 1,228,003	RS NE Constr		\$58K	
		Q1 Tithe Est		\$20K	
		MV Pre-Constr			\$50K
Total	\$ 2,540,226	Total	\$1.026M	\$828K	\$50K

→ Operations Target is 3-months of operating expenses [**\$930,781**] or 15%, whichever is greater.

→ Operations amount excludes homeowner escrow bank account.



Development

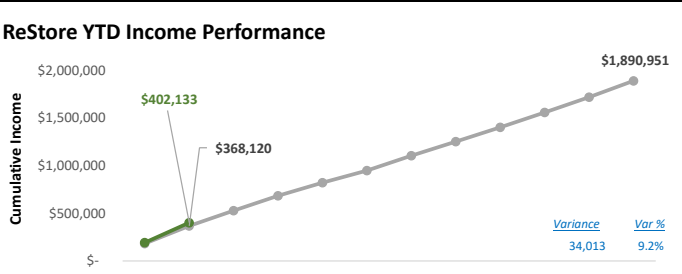
Current Donation Performance				
FY 2021	Actual	Budget	Variance	Var %
Indiv	\$ 6,538	\$ 12,006	\$ (5,468)	-46%
Corps	\$ 993	\$ -	\$ 993	993%
Grants	\$ 6,667	\$ 7,900	\$ (1,233)	-16%
Other	\$ 5,837	\$ 5,000	\$ 837	17%
Total	\$ 20,035	\$ 24,906	\$ (4,871)	-20%

YTD Donation Performance				
	Actual	Budget	Variance	Var %
FY 2020	\$ 18,438	\$ 12,250	\$ 6,188	51%
FY 2019	\$ 17,749	\$ 24,250	\$ (6,501)	-27%

ReStore South

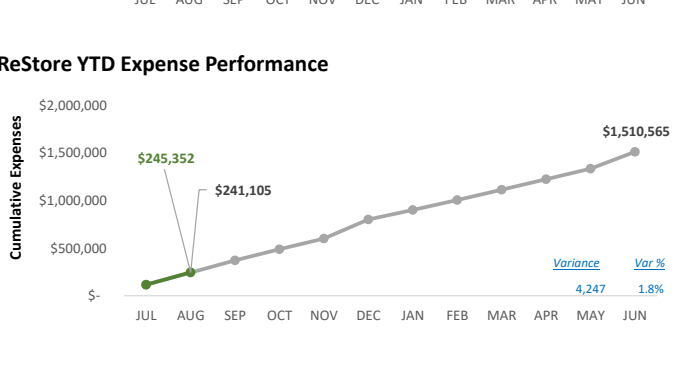
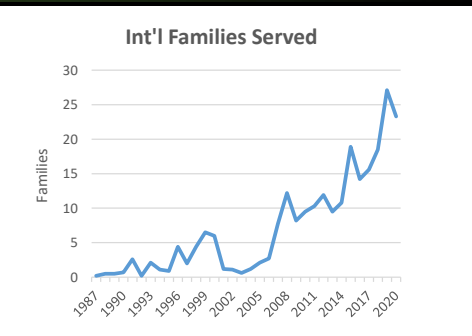
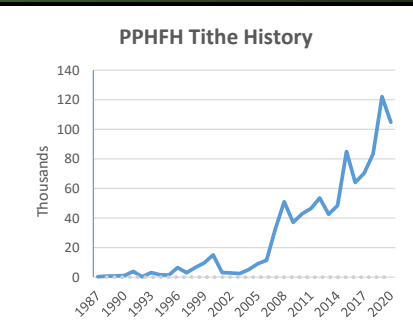
Monthly Donations			
Type	\$	#	Avg
Drop Offs	\$ 93,416	2070	\$ 45
Pick Ups	\$ 101,005	191	\$ 529

Top 5 Sales Categories			
Class	Total	Qty	Avg
Furniture	\$ 36,956	1757	\$ 21
Cabinets	\$ 20,797	927	\$ 22
Outdoor	\$ 14,135	3234	\$ 4
Lighting	\$ 13,861	2477	\$ 6
Tools	\$ 12,814	3742	\$ 3
All Class Total	\$ 207,686	36,971	\$ 6



Affiliate Tithe Impact

Q1	Year	Amount	Fam Srv'd
	2021-CY	-	-
10-Year Tithe History	2020	104,875	23.3
	2019	122,125	27.1
	2018	83,378	18.5
	2017	70,310	15.6
	2016	64,000	14.2
	2015	85,025	18.9
	2014	48,484	10.8
	2013	42,597	9.5
	2012	53,581	11.9
	2011	46,471	10.3
30-Yr Total	\$ 972,391	238.7	

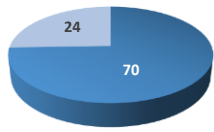


Homeowner Services

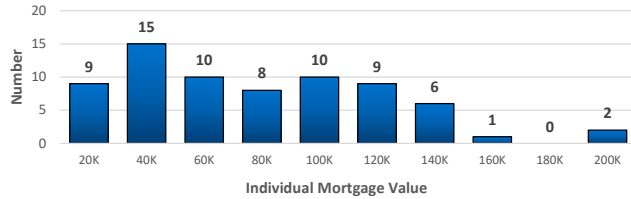
Active Mortgages

Total Portfolio Value **\$4,957,320**

94 Loans Serviced



70 Active PPHFH Mortgages

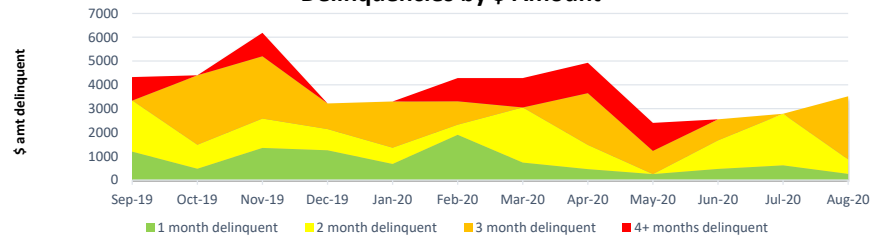


Delinquency Report

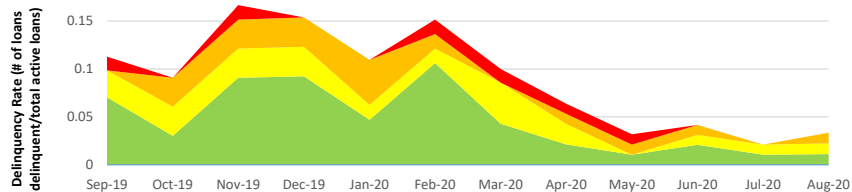
- ▲ Healthy
- ▲ Needs Attention
- ▲ Major Problem

MONTHS DELINQUENT	# Loans	\$Amt	% portfolio at risk
Less than 1 month behind	0	\$ -	0.00%
<i>Last month</i>	2	\$ 689.43	2.13%
1 month behind	1	\$ 255.53	1.06%
2 months behind	1	\$ 613.70	1.06%
3 months behind	1	\$ 2,648.33	1.06%
4+ months behind	0	\$ -	0.00%
Total	3	\$ 3,517.56	3.19% ▲
<i>Last month</i>	2	\$ 2,788.70	2.13%
<i>August 2019</i>	6	\$ 2,881.01	8.45%

Delinquencies by \$ Amount



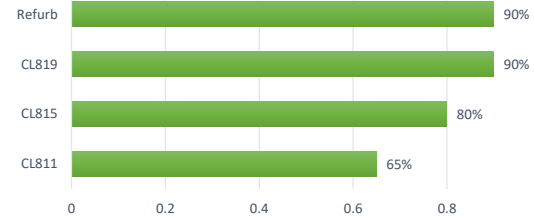
Delinquency Rate



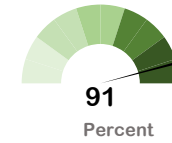
Construction

Active Building Progress

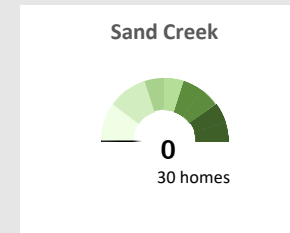
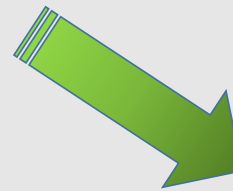
Country Living - Build Phase



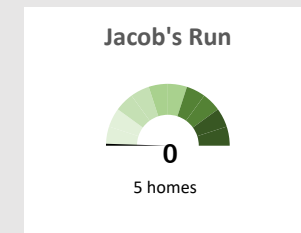
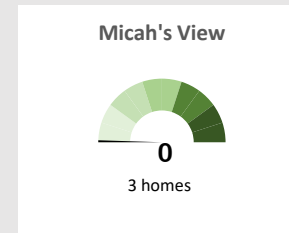
Country Living



Future Site Plan



Pre-Construction Building Sites



Repair Program

Repair Category	Applicants Selected
Critical Home Repair	5
Home Preservation	4
Next Steps....	
→ Repairs on 1 Critical and 1 Preservation began the week of 08/24/20	